


Program Overview 2021-22



Career, Technical &
Agricultural Education



TODAY'S CLASSROOMS
TOMORROW'S
CAREERS

CTAE

Alignment of Workforce Skills to Education

This report is a summary of the accomplishments of Career Technical and Agricultural Education (CTAE) pathways in DeKalb County School District (DCSD) during the 2020-21 school year.

The mission of CTAE is to educate DeKalb's and Georgia's future workforce by engaging students in activities that prepare them for workforce success. CTAE remains a critical component of student success in schools, as demonstrated by the high graduation and placement rates of students involved in CTAE courses. DeKalb CTAE career pathways are designed to build a coherent transition for students to gain technical skills, credentials, networks, employment, and post-secondary credits. CTAE teachers are connected to industry and post secondary through summer externships and continuous professional learning. Students receive current technical, employability, and critical thinking skills through their engagement and completion of career pathways. Career pathways in DeKalb County School District are furnished with equipment and classroom hands-on projects that expose and prepare students for careers and post-secondary education.

DCSD CTAE will deliver the highest quality CTAE instructional career pathways that provide students with the opportunities to acquire challenging academic and technical skills, and thus, prepare them for high-skill, high-wage, and in-demand occupations and careers in a competitive 21st century global economy. Business involvement and student leadership development will be at the center of all activities and strategies.

CTAE is great for students, employers, and the community. These pathways are transforming student outcomes and making learning relevant to what they learn in all areas. The results in this report shows the tremendous benefit CTAE has on students graduating and preparing for the real world beyond high school.



Career, Technical &
Agricultural Education

DeKalb CTAE At A Glance

Grades 6-12

CTAE Programs


211 *High School Pathways*

41 *Middle School Pathways*

CTAE Enrollment 2021

High School **16,876**

Middle School **15,212**



Graduation Rate for CTAE

2020 **91.6%**

2019 91.6%

2018 93.3%

2017 91.5%

Pathway Completers

2020-21 **4,145**

2019-18 4,145

2018-19 4,145


2017-18 3,816

Career Technical Student Organizations (CTSOs) Membership				
Organization	2018	2019	2020	2021
Special Ed -Career Technical Instruction (CTI)	55	173	66	175
Marketing – Distributive Education Clubs of America (DECA)	687	293	502	272
Business & Computer Science – Future Business Leaders of America (FBLA)	1,775	1,516	1,406	582
Family & Consumer Science – Family, Community, & Career Leaders of America (FCCLA)	3,858	3,932	5,626	4,483
FIRST Robotics	28	32	33	35
Future Farmers of America (FFA)	116	74	83	86
Health Science – Health Occupations Student Association (HOSA)	540	445	475	318
Trade & Industry – (Skills USA)	486	342	350	290
Engineering – Technology Student Association (TSA)	8,664	8,580	8,209	8,819
TOTAL	16,065	15,224	16,750	15,060



JROTC Units			
Branch	# of Units	Enrollment	Entered Military 2021
Air Force	8	1,368	2
Army	2	386	1
Navy	9	2,191	7
TOTAL	19	6,136	10

Industry Certified Programs	
Program Area	Certified Programs
Auto Service	2
Business & Computer Science	18
Construction	2
Culinary Arts	3
Early Childhood Education	4
Engineering	18
Healthcare Science	6
Marketing, Sales & Service	5
Video Broadcasting	1
TOTAL	59



REGION 1				
Chamblee HS	Cross Keys HS	*DHST-North	Dunwoody HS	Warren Tech
Career Pathways				
<ul style="list-style-type: none"> • Army JROTC • A/V Technology & Film • Computer Science • Cyber Security • Engineering Drafting • Engineering & Technology • Entrepreneurship • Nutrition & Food Science • Programming • Sports Medicine • Work-Based Learning 	<ul style="list-style-type: none"> • Allied Health & Medicine • Engineering & Technology • Entrepreneurship • Esthetics • Game Design • Navy JROTC • Nutrition & Food Science • Work-Based Learning 	<ul style="list-style-type: none"> • Auto Maintenance* • Construction* • Cosmetology* • Dental Science* • Law Enforcement* • Manufacturing* • Web & Digital Design* <p>*Cross Enrolled Programs</p>	<ul style="list-style-type: none"> • Air Force JROTC • Allied Health & Medicine • A/V Technology & Film • Computer Science • Early Childhood • Engineering & Technology • Interiors, Fashion, & Textiles • Marketing & Management • Nutrition & Food Science • Programming • Work-Based Learning 	<ul style="list-style-type: none"> • Auto Maintenance • Business & Tech • Building Maintenance • Construction • Culinary Arts • Early Childhood • Grounds Maintenance • Graphic Communications • Health Science • Marketing • Plant & Landscaping • Tourism & Hospitality • Work-Based Learning
Career & Technical Student Organizations				
FBLA FCCLA HOSA SkillsUSA TSA VEX Robotics	FBLA FCCLA HOSA TSA VEX Robotics	SkillsUSA TSA VEX Robotics	DECA FBLA FCCLA HOSA SkillsUSA TSA VEX Robotics FIRST Robotics	CTI DECA FBLA FCCLA HOSA SkillsUSA
FY2020 CTAE Data				
CTAE Enrollment: 920 Pathway Completers: 146 CTAE Grad Rate: 91.1% EOPA Pass Rate: 94%	CTAE Enrollment: 1,275 Pathway Completers: 170 CTAE Grad Rate: 95.5% EOPA Pass Rate: 71%	CTAE Enrollment: 145 Pathway Completers: N/A *CTAE Grad Rate: N/A *EOPA Pass Rate: N/A *Data is not yet available for this school	CTAE Enrollment: 1,429 Pathway Completers: 357 CTAE Grad Rate: 96.2% EOPA Pass Rate: 85%	CTAE Enrollment: N/A Pathway Completers: 26 CTAE Grad Rate: N/A EOPA Pass Rate: 19% *Data reported at home school
Feeder Schools				
Chamblee MS	Sequoia MS	N/A	Peachtree MS	N/A
<ul style="list-style-type: none"> • Business Management & Finance • Engineering & Technology <p>CTAE Enrollment: 779</p>	<ul style="list-style-type: none"> • Business Management & Finance • Engineering & Technology <p>CTAE Enrollment: 665</p>		<ul style="list-style-type: none"> • Business Management & Finance • Engineering & Technology • Family & Consumer Science <p>CTAE Enrollment: 895</p>	
Work-Based Learning Enrollment				
	Fall Semester	Spring Semester		
	130	158		

"Being part of a Career and Technical Student Organization (CTSO) has helped me gain confidence in real world settings, prepared me for college, and taught me so many communications and marketing skills which I am already using in my current job."

*Kayla Smith, Student
Dunwoody High School*

REGION 2			
Druid Hills HS		Lakeside HS	Tucker HS
Career Pathways			
<ul style="list-style-type: none">• Engineering & Technology• Entrepreneurship• Interiors, Fashion, & Textiles• Navy JROTC• Nutrition & Food Science• Web & Digital Design• Work-Based Learning	<ul style="list-style-type: none">• Air Force JROTC• A/V Technology & Film• Computer Science• Culinary Arts• Early Childhood• Engineering & Technology• Marketing & Management• Nutrition & Food Science• Web & Digital Design• Work-Based Learning	<ul style="list-style-type: none">• Air Force JROTC• A/V Technology & Film• Culinary Arts• Early Childhood• Engineering & Technology• Entrepreneurship• Marketing & Management• Web & Digital Design• Work-Based Learning	
Career & Technical Student Organizations			
FBLA FCCLA TSA VEX Robotics	DECA FBLA FCCLA TSA VEX Robotics	FBLA FCCLA SkillsUSA TSA VEX Robotics	
FY2020 CTAE Data			
CTAE Enrollment: 702 Pathway Completers: 170 CTAE Grad Rate: 94.5% EOPA Pass Rate: 84%	CTAE Enrollment: 1,010 Pathway Completers: 243 CTAE Grad Rate: 96.7% EOPA Pass Rate: 72%	CTAE Enrollment: 1,744 Pathway Completers: 203 CTAE Grad Rate: 97.6% EOPA Pass Rate: 72%	
Feeder Schools			
Druid Hills MS		Henderson MS	Tucker MS
<ul style="list-style-type: none">• Business Management & Finance• Engineering & Technology CTAE Enrollment: 698	<ul style="list-style-type: none">• Business Management & Finance• Engineering & Technology CTAE Enrollment: 909	<ul style="list-style-type: none">• Business Management & Finance• Engineering & Technology• Family & Consumer Science CTAE Enrollment: 1,068	
Work-Based Learning Enrollment			
	Fall Semester	Spring Semester	
	190	225	

"CTSO's give me the opportunity to extend learning both in and outside of my classroom. Our FBLA program offers various opportunities for advisers and students to grow through competitive events, field trips, conferences, and leadership training. Most importantly, FBLA helps me challenge myself and my students to perform our best and strive for personal excellence."

*Ms. Tammy Amado, FBLA Adviser
Redan High School*

REGION 3			
Arabia Mtn. HS	Lithonia HS	Redan HS	Stephenson HS
Career Pathways			
<ul style="list-style-type: none"> • Air Force JROTC • Allied Health & Medicine • A/V Technology & Film • Computer Science • Culinary Arts • Energy Systems • Engineering & Technology • Entrepreneurship • Plant & Landscape • Work-Based Learning 	<ul style="list-style-type: none"> • Cyber Security • Engineering & Technology • Entrepreneurship • Fashion Merchandising & Retail Management • Navy JROTC • Sports & Entertainment Marketing • Work-Based Learning 	<ul style="list-style-type: none"> • Accounting • Air Force JROTC • Allied Health & Medicine • Culinary Arts • Engineering & Technology • Nutrition & Food Science • Web & Digital Design • Work-Based Learning 	<ul style="list-style-type: none"> • A/V Technology & Film • Business & Technology • Engineering & Technology • Entrepreneurship • Fashion Merchandising & Retail Management • Game Design • Navy JROTC • Nutrition & Food Science • Sports & Entertainment Marketing • Teaching As A Profession • Web & Digital Design • Work-Based Learning
Career & Technical Student Organizations			
FBLA FCCLA FFA HOSA SkillsUSA TSA VEX Robotics	DECA FBLA FCCLA TSA VEX Robotics	FBLA FCCLA HOSA TSA VEX Robotics	DECA FBLA HOSA TSA VEX Robotics
FY2020 CTAE Data			
CTAE Enrollment: 891 Pathway Completers: 348 CTAE Grad Rate: 100% EOPA Pass Rate: 88%	CTAE Enrollment: 847 Pathway Completers: 187 CTAE Grad Rate: 91.9% EOPA Pass Rate: 61%	CTAE Enrollment: 363 Pathway Completers: 126 CTAE Grad Rate: 88% EOPA Pass Rate: 78%	CTAE Enrollment: 1,025 Pathway Completers: 363 CTAE Grad Rate: 92% EOPA Pass Rate: 75%
Feeder Schools			
N/A	Lithonia MS	Redan MS	Stephenson MS
	<ul style="list-style-type: none"> • Engineering & Technology CTAE Enrollment: 1,087	<ul style="list-style-type: none"> • Business Management & Finance • Engineering & Technology • Family & Consumer Science CTAE Enrollment: 857	<ul style="list-style-type: none"> • Business Management & Finance • Engineering & Technology • Family & Consumer Science CTAE Enrollment: 910
Work-Based Learning Enrollment			
	Fall Semester	Spring Semester	
	206	258	

"Our partnership with DeKalb County Schools CTAE helps students see the value within themselves. We are so proud of the accomplishments of the DCSD students in our program!"

*Jeannine Schloss, VP Regional Operation
NFTE, Network for Teaching Entrepreneurship*

REGION 4			
Clarkston HS			Stone Mountain HS
Career Pathways			
<ul style="list-style-type: none">• Air Force JROTC• Allied Health & Medicine• Computer Science• Culinary Arts• Engineering & Technology• Entrepreneurship• Nutrition & Food Sciences• Work-Based Learning			<ul style="list-style-type: none">• Early Childhood• Engineering & Technology• Entrepreneurship• Navy JROTC• Programming• Work-Based Learning
Career & Technical Student Organizations			
FBLA FCCLA HOSA TSA VEX Robotics			FBLA FCCLA TSA VEX Robotics
FY2020 CTAE Data			
CTAE Enrollment: 1,126 Pathway Completers: 280 CTAE Grad Rate: 93.4% EOPA Pass Rate: 84%			CTAE Enrollment: 581 Pathway Completers: 152 CTAE Grad Rate: 85.5% EOPA Pass Rate: 40%
Feeder Schools			
Freedom MS	Champion Theme MS	Stone Mountain MS	
<ul style="list-style-type: none">• Business Management & Finance• Engineering & Technology• Family & Consumer Science CTAE Enrollment: 1,307	<ul style="list-style-type: none">• Computer Science• Engineering & Technology CTAE Enrollment: 561	<ul style="list-style-type: none">• Business Management & Finance• Engineering & Technology• Family & Consumer Science CTAE Enrollment: 759	
Work-Based Learning Enrollment			
	Fall Semester	Spring Semester	
	45	71	

"We are partnered with hundreds of CTE/CTAE departments across the country, and I can say that the DeKalb County CTAE Department collaborates with business leaders and community stakeholders like none other. Kudos to the entire DCSD CTAE team!"

*Alefiya Master, Founder
MAD Learn*

REGION 5			
M.L.King, Jr. HS		Miller Grove HS	SW DeKalb HS
Career Pathways			
<ul style="list-style-type: none">• A/V Technology & Film• Engineering & Technology• Entrepreneurship• Graphic Communications• Navy JROTC• Nutrition & Food Science• Sports & Entertainment Marketing• Web & Digital Design• Work-Based Learning		<ul style="list-style-type: none">• A/V Technology & Film• Business & Technology• Culinary Arts• Early Childhood• Engineering & Technology• Entrepreneurship• Sports & Entertainment Marketing• Work-Based Learning	<ul style="list-style-type: none">• A/V Technology & Film• Business & Technology• Computer Science• Engineering & Technology• Entrepreneurship• Navy JROTC• Patient Care• Work-Based Learning
Career & Technical Student Organizations			
FBLA FCCLA SkillsUSA TSA VEX Robotics		DECA FBLA FCCLA SkillsUSA TSA VEX Robotics	FBLA HOSA SkillsUSA TSA VEX Robotics
FY2020 CTAE Data			
CTAE Enrollment: 775 Pathway Completers: 242 CTAE Grad Rate: 95.1% EOPA Pass Rate: 61%		CTAE Enrollment: 854 Pathway Completers: 217 CTAE Grad Rate: 94.8% EOPA Pass Rate: 65%	CTAE Enrollment: 821 Pathway Completers: 156 CTAE Grad Rate: 96.2% EOPA Pass Rate: 78%
Feeder Schools			
Salem MS		Miller Grove MS	Chapel Hill MS
<ul style="list-style-type: none">• Business Management & Finance CTAE Enrollment: 432		<ul style="list-style-type: none">• Business Management & Finance• Engineering & Technology• Family & Consumer Science CTAE Enrollment: 999	<ul style="list-style-type: none">• Business Management & Finance CTAE Enrollment: 634
Work-Based Learning Enrollment			
	Fall Semester	Spring Semester	
	141	194	

"I have been so impressed by the CTAE students in DeKalb. Their knowledge, passion and maturity are breathtaking!"

*Debora Mastin, Coordinator of Academic Partnerships
WellStar Health Systems*

REGION 6			
Columbia HS	Towers HS	DHST-South	Non-Cluster
Career Pathways			
<ul style="list-style-type: none">• A/V Technology & Film• Culinary Arts• Early Childhood• Engineering & Technology• Fashion Merchandising & Retail Management• Entrepreneurship• Navy JROTC• Programming• Teaching as a Profession• Work-Based Learning	<ul style="list-style-type: none">• Air Force JROTC• A/V Technology & Film• Culinary Arts• Engineering & Technology• Entrepreneurship• Game Design• Work-Based Learning	<ul style="list-style-type: none">• A/V Technology & Film• Auto Maintenance• Barbering• Cosmetology• Law Enforcement• Manufacturing• Patient Care• Teaching as a Profession• Work-Based Learning *All programs are cross enrolled	Elizabeth Andrews
			<ul style="list-style-type: none">• A/V Technology & Film• Entrepreneurship• Marketing Principles• Web & Digital Design• Work-Based Learning
			DeKalb Alternative
			<ul style="list-style-type: none">• A/V Technology & Film• Business Technology• Graphic Communications
			DECA
			<ul style="list-style-type: none">• Engineering & Technology
Career & Technical Student Organizations			
DECA FBLA FCCLA SkillsUSA TSA VEX Robotics	FBLA FCCLA SkillsUSA TSA VEX Robotics	FBLA HOSA SkillsUSA TSA VEX Robotic	DECA
FY2020 CTAE Data			
CTAE Enrollment: 793 Pathway Completers: 274 CTAE Grad Rate: 91.9% EOPA Pass Rate: 65%	CTAE Enrollment: 376 Pathway Completers: 138 CTAE Grad Rate: 99% EOPA Pass Rate: 42%	CTAE Enrollment: 359 Pathway Completers: 359 CTAE Grad Rate: N/A EOPA Pass Rate: 72% *Data reported at home school	CTAE Enrollment: 205 Elizabeth Andrews: 151 DeKalb Alternative: 54
Columbia MS	Bethune MS		
<ul style="list-style-type: none">• Business Management & Finance• Family & Consumer Science• Engineering & Technology CTAE Enrollment: 773	<ul style="list-style-type: none">• Business Management & Finance• Engineering & Technology CTAE Enrollment: 905	N/A	N/A
Work-Based Learning Enrollment			
	Fall Semester	Spring Semester	
	104	178	

"DCSD students have gotten me excited about our youth and the possibilities that lie within each one of us. Thank you for representing our community so well!"

*Keith Woods, Director of Logistics and Product Supply Systems
The Coca-Cola Company*

REGION 7			
Cedar Grove HS		DeKalb School of the Arts	McNair HS
Career Pathways			
<ul style="list-style-type: none"> • Allied Health & Medicine • A/V Technology & Film • Business & Technology • Early Childhood • Entrepreneurship • Fashion Merchandising & Retail Management • Navy JROTC • Web & Digital Design • Work-Based Learning 		<ul style="list-style-type: none"> • A/V Technology & Film • Business & Computer Science 	<ul style="list-style-type: none"> • Air Force JROTC • A/V Technology & Film • Culinary Arts • Engineering & Technology • Entrepreneurship • Graphic Communications • Work-Based Learning
Career & Technical Student Organizations			
FBLA FCCLA HOSA			FBLA SkillsUSA TSA VEX Robotics
FY2020 CTAE Data			
CTAE Enrollment: 809 Pathway Completers: 181 CTAE Grad Rate: 96.2% EOPA Pass Rate: 90%		CTAE Enrollment: 102 Pathway Completers: 22 CTAE Grad Rate: 100% EOPA Pass Rate: 100%	CTAE Enrollment: 644 Pathway Completers: 133 CTAE Grad Rate: 91.6% EOPA Pass Rate: 57%
Feeder Schools			
Cedar Grove MS			McNair MS
<ul style="list-style-type: none"> • Business Management & Finance CTAE Enrollment: 417		N/A	<ul style="list-style-type: none"> • Business Management & Finance • Engineering & Technology • Family & Consumer Science CTAE Enrollment: 636
Work-Based Learning Enrollment			
	Fall Semester	Spring Semester	
	44	49	

"My child is excited about his school's FBLA chapter and consistently talks about their achievements. It is my personal belief that this is a great program which is preparing our students for the future."

*Ms. Paula Sanchez, DCSD Parent
Redan High School*

Work-Based Learning & Youth Apprenticeship Program

Work-Based Learning and Youth Apprenticeship are educational programs that provide students with real-life work experiences where they can apply academic and technical skills and develop their employability." These programs are learning systems that prepare students for work by giving them a combination of classroom instruction and on-the-job training. In this education model, students obtain a set of well-defined occupational abilities by learning concepts in the classroom and applications in a work setting. DeKalb County provides this opportunity to students in every high school throughout the district. Students are also given the opportunity to earn the Georgia Work Ready* Certification.

2020-2021 Data				
High School	Student Salaries Earned <small>Last available data due to COVID</small>	Fall Enrollment	Spring Enrollment	Work Ready Certification
Arabia Mountain	\$157,763.00	42	43	42
Cedar Grove	\$88,575.00	28	40	0
Chamblee	\$19,990.00	23	16	17
Clarkston	\$68,767.00	27	38	35
Columbia	\$135,333.00	34	57	49
Cross Keys	\$201,128.00	52	41	38
Druid Hills	\$116,472.00	56	89	137
Dunwoody	\$200,441.00	60	92	86
Elizabeth Andrews	\$93,622.00	48	43	0
Lakeside	\$117,869.00	40	38	93
Lithonia	\$52,748.00	15	22	0
Martin Luther King Jr.	\$158,838.00	37	49	34
McNair	\$88,575.00	32	47	0
Miller Grove	\$99,877.00	56	55	53
Redan	\$159,702.00	39	61	42
Southwest DeKalb	\$184,568.00	68	85	82
Stephenson	\$169,449.00	71	68	63
Stone Mountain	\$44,945.00	19	29	28
Towers	\$149,517.00	37	43	0
Tucker	\$40,641.00	53	61	60
Warren Technical Ctr.	N/A	25	25	0
TOTAL	\$2,348,820.00	560	856	*859





Career, Technical &
Agricultural Education

DeKalb County School District Board of Education

Mrs. Vickie B. Turner, Board Chair (District 5)
Mr. Dijon DaCosta, Vice Chair (District 6)
Mrs. Anna Hill, Board Member (District 1)
Mr. Marshall D. Orson, Board Member (District 2)
Mrs. Deirdre P. Pierce, Board Member (District 3)
Mrs. Allyson Gevertz, Board Member (District 4)
Dr. Joyce Morley, Board Member (District 7)

DeKalb County School District Superintendent

Mrs. Cheryl Watson-Harris

Career Technical and Agricultural Education Staff

Dr. Paul Camick, Director
Mrs. Novelette Crosby, Administrative Staff
Mrs. Jacqueline Chambers, Administrative Staff
Mr. Harold Washington, Youth Apprenticeship/Instructional Coordinator
Ms. Marilynn Hollis, Instructional Coordinator
Mr. Thomas McFerrin, Instructional Coordinator
Mr. Eric Knapp, Instructional Coordinator

DeKalb County School District

*1701 Mountain Industrial Blvd
Stone Mountain, GA 30083*