


## Program Overview 2019-2020



TODAY'S CLASSROOMS  
**TOMORROW'S**  
**CAREERS**

# CTAE

## *Alignment of Workforce Skills to Education*

This report is a summary of the accomplishments of Career Technical and Agricultural Education (CTAE) pathways in DeKalb County School District (DCSD) during the 2019-20 school year.

The mission of CTAE is to educate DeKalb's and Georgia's future workforce by engaging students in activities that prepare them for workforce success. CTAE remains a critical component of student success in schools, as demonstrated by the high graduation and placement rates of students involved in CTAE courses. DeKalb CTAE career pathways are designed to build a coherent transition for students to gain technical skills, credentials, networks, employment, and post-secondary credits. CTAE teachers are connected to industry and post secondary through summer externships and continuous professional learning. Students receive current technical, employability, and critical thinking skills through their engagement and completion of career pathways. Career pathways in DeKalb County School District are furnished with equipment and classroom hands-on projects that expose and prepare students for careers and post-secondary education.

DCSD CTAE will deliver the highest quality CTAE instructional career pathways that provide students with the opportunities to acquire challenging academic and technical skills, and thus, prepare them for high-skill, high-wage, and in-demand occupations and careers in a competitive 21st century global economy. Business involvement and student leadership development will be at the center of all activities and strategies.

CTAE is great for students, employers, and the community. These pathways are transforming student outcomes and making learning relevant to what they learn in all areas. The results in this report shows the tremendous benefit CTAE has on students graduating and preparing for the real world beyond high school.



Career, Technical &  
Agricultural Education

# DeKalb CTAE At A Glance

*Grades 6-12*

## CTAE Programs


**198** *High School Pathways*

**41** *Middle School Pathways*

## CTAE Enrollment 2020

*High School* **16,383**

*Middle School* **15,107**



## Graduation Rate for CTAE

2019 **91.6%**

2018 93.3%

2017 92.9%

2016 91.5%

## Pathway Completers

2019-20 **4,145**

2018-19 4,037

2017-18 3,816


2016-17 3,817

Career Technical Student Organizations (CTSOs) Membership				
Organization	2017	2018	2019	2020
Special Ed -Career Technical Instruction (CTI)	87	55	173	66
Marketing – Distributive Education Clubs of America (DECA)	146	687	501	512
Business & Computer Science – Future Business Leaders of America (FBLA)	1,725	1,775	1,530	1,415
Family & Consumer Science – Family, Community, & Career Leaders of America (FCCLA)	4,047	3,858	3,966	5,653
Health Science – Health Occupations Student Association (HOSA)	581	540	461	487
Trade & Industry – (Skills USA)	512	486	385	378
Future Farmers of America (FFA)	93	116	88	83
Engineering – Technology Student Association (TSA)	6,886	8,664	8,580	8,209
<b>TOTAL</b>	<b>13,984</b>	<b>16,065</b>	<b>15,528</b>	<b>16,803</b>



JROTC Units			
Branch	# of Units	Enrollment	Entered Military 2020
Air Force	8	876	28
Army	2	274	14
Navy	9	1,714	39
<b>TOTAL</b>	<b>19</b>	<b>2,864</b>	<b>81</b>

Industry Certified Programs	
Program Area	Certified Programs
Auto Service	2
Business & Computer Science	18
Construction	2
Culinary Arts	3
Early Childhood Education	4
Engineering	18
Healthcare Science	6
Marketing, Sales & Service	4
Video Broadcasting	1
<b>TOTAL</b>	<b>60</b>



REGION 1			
Chamblee HS	Cross Keys HS *DHST-North	Dunwoody HS	Warren Tech
Career Pathways			
<ul style="list-style-type: none"> <li>• Army JROTC</li> <li>• A/V Technology &amp; Film</li> <li>• Computer Science</li> <li>• Cyber Security</li> <li>• Engineering Drafting</li> <li>• Engineering &amp; Technology</li> <li>• Entrepreneurship</li> <li>• Nutrition &amp; Food Science</li> <li>• Programming</li> <li>• Sports Medicine</li> <li>• Teaching as a Profession</li> <li>• Work-Based Learning</li> </ul>	<ul style="list-style-type: none"> <li>• Allied Health &amp; Medicine*</li> <li>• Auto Maintenance*</li> <li>• Construction*</li> <li>• Cosmetology*</li> <li>• Dental Science*</li> <li>• Game Design</li> <li>• Nutrition &amp; Food Science</li> <li>• Entrepreneurship</li> <li>• Law Enforcement*</li> <li>• Manufacturing*</li> <li>• Navy JROTC</li> <li>• Programming*</li> <li>• Web Development*</li> <li>• Work-Based Learning</li> </ul> <p>*Cross Enrolled Programs</p>	<ul style="list-style-type: none"> <li>• Air Force JROTC</li> <li>• A/V Technology &amp; Film</li> <li>• Computer Science</li> <li>• Early Childhood</li> <li>• Engineering &amp; Technology</li> <li>• Health Science</li> <li>• Interiors, Fashion, &amp; Textiles</li> <li>• Marketing &amp; Management</li> <li>• Nutrition &amp; Food Science</li> <li>• Programming</li> <li>• Work-Based Learning</li> </ul>	<ul style="list-style-type: none"> <li>• Auto Maintenance</li> <li>• Business &amp; Tech</li> <li>• Building Maintenance</li> <li>• Construction</li> <li>• Culinary Arts</li> <li>• Early Childhood</li> <li>• Fashion Merchandising &amp; Retail Management</li> <li>• Grounds Maintenance</li> <li>• Graphic Communications</li> <li>• Health Science</li> <li>• Plant &amp; Landscaping</li> <li>• Work-Based Learning</li> </ul>
Career & Technical Student Organizations			
FBLA FCCLA HOSA SkillsUSA TSA VEX Robotics	FBLA FCCLA HOSA SkillsUSA TSA VEX Robotics	DECA FBLA FCCLA HOSA SkillsUSA TSA VEX Robotics FIRST Robotics	CTI DECA FCCLA HOSA SkillsUSA
FY2019 CTAE Data			
CTAE Enrollment: <b>1,085</b> Pathway Completers: <b>146</b> CTAE Grad Rate: <b>91.1%</b> EOPA Pass Rate: <b>94%</b>	CTAE Enrollment: <b>1,376</b> Pathway Completers: <b>170</b> CTAE Grad Rate: <b>95.5%</b> EOPA Pass Rate: <b>71%</b>  *Data for CK students only	CTAE Enrollment: <b>1,104</b> Pathway Completers: <b>357</b> CTAE Grad Rate: <b>96.2%</b> EOPA Pass Rate: <b>85%</b>	CTAE Enrollment: <b>N/A</b> Pathway Completers: <b>26</b> CTAE Grad Rate: <b>N/A</b> EOPA Pass Rate: <b>19%</b>  *Data reported at home school
Feeder Schools			
Chamblee MS	Sequoia MS	Peachtree MS	N/A
<ul style="list-style-type: none"> <li>• Business &amp; Computer Science</li> <li>• Engineering &amp; Technology</li> </ul> <b>CTAE Enrollment: 779</b>	<ul style="list-style-type: none"> <li>• Business &amp; Computer Science</li> <li>• Engineering &amp; Technology</li> </ul> <b>CTAE Enrollment: 665</b>	<ul style="list-style-type: none"> <li>• Business &amp; Computer Science</li> <li>• Engineering &amp; Technology</li> <li>• Family &amp; Consumer Science</li> </ul> <b>CTAE Enrollment: 895</b>	
Work-Based Learning Enrollment			
	Fall Semester	Spring Semester	
	<b>154</b>	<b>181</b>	

*"Being part of a Career and Technical Student Organization (CTSO) has helped me gain confidence in real world settings, prepared me for college, and taught me so many communications and marketing skills which I am already using in my current job."*

*Kayla Smith, Student  
Dunwoody High School*

REGION 2			
Druid Hills HS		Lakeside HS	Tucker HS
Career Pathways			
<ul style="list-style-type: none"><li>• Engineering &amp; Technology</li><li>• Entrepreneurship</li><li>• Interiors, Fashion, &amp; Textiles</li><li>• Navy JROTC</li><li>• Nutrition &amp; Food Science</li><li>• Teaching as a Profession</li><li>• Web &amp; Digital Design</li><li>• Work-Based Learning</li></ul>	<ul style="list-style-type: none"><li>• Air Force JROTC</li><li>• A/V Technology &amp; Film</li><li>• Computer Science</li><li>• Culinary Arts</li><li>• Engineering &amp; Technology</li><li>• Marketing &amp; Management</li><li>• Nutrition &amp; Food Science</li><li>• Teaching as a Profession</li><li>• Web &amp; Digital Design</li><li>• Work-Based Learning</li></ul>	<ul style="list-style-type: none"><li>• Air Force JROTC</li><li>• A/V Technology &amp; Film</li><li>• Business &amp; Technology</li><li>• Culinary Arts</li><li>• Early Childhood</li><li>• Engineering &amp; Technology</li><li>• Entrepreneurship</li><li>• Marketing &amp; Management</li><li>• Work-Based Learning</li></ul>	
Career & Technical Student Organizations			
FBLA FCCLA TSA VEX Robotics	DECA FBLA FCCLA TSA VEX Robotics	DECA FBLA FCCLA SkillsUSA TSA VEX Robotics	
FY2019 CTAE Data			
CTAE Enrollment: <b>221</b> Pathway Completers: <b>170</b> CTAE Grad Rate: <b>94.5%</b> EOPA Pass Rate: <b>84%</b>	CTAE Enrollment: <b>1,376</b> Pathway Completers: <b>243</b> CTAE Grad Rate: <b>96.7%</b> EOPA Pass Rate: <b>72%</b>	CTAE Enrollment: <b>1,455</b> Pathway Completers: <b>203</b> CTAE Grad Rate: <b>97.6%</b> EOPA Pass Rate: <b>72%</b>	
Feeder Schools			
Druid Hills MS		Henderson MS	Tucker MS
<ul style="list-style-type: none"><li>• Business &amp; Computer Science</li><li>• Engineering &amp; Technology</li></ul> <b>CTAE Enrollment: 698</b>		<ul style="list-style-type: none"><li>• Business &amp; Computer Science</li><li>• Engineering &amp; Technology</li></ul> <b>CTAE Enrollment: 909</b>	<ul style="list-style-type: none"><li>• Business &amp; Computer Science</li><li>• Engineering &amp; Technology</li><li>• Family &amp; Consumer Science</li></ul> <b>CTAE Enrollment: 1,068</b>
Work-Based Learning Enrollment			
	Fall Semester	Spring Semester	
	<b>154</b>	<b>181</b>	

*"CTSOs give me the opportunity to extend learning both in and outside of my classroom. Our FBLA program offers various opportunities for advisers and students to grow through competitive events, field trips, conferences, and leadership training. Most importantly, FBLA helps me challenge myself and my students to perform our best and strive for personal excellence."*

*Ms. Tammy Amado, FBLA Adviser  
Redan High School*

REGION 3			
Arabia Mtn. HS	Lithonia HS	Redan HS	Stephenson HS
Career Pathways			
<ul style="list-style-type: none"> <li>• Air Force JROTC</li> <li>• Allied Health &amp; Medicine</li> <li>• A/V Technology &amp; Film</li> <li>• Computer Science</li> <li>• Culinary Arts</li> <li>• Energy Systems</li> <li>• Engineering &amp; Technology</li> <li>• Entrepreneurship</li> <li>• Plant &amp; Landscape Systems</li> <li>• Web &amp; Digital Design</li> <li>• Work-Based Learning</li> </ul>	<ul style="list-style-type: none"> <li>• Cyber Security</li> <li>• Engineering &amp; Technology</li> <li>• Entrepreneurship</li> <li>• Fashion Merchandising &amp; Retail Management</li> <li>• Navy JROTC</li> <li>• Nutrition &amp; Food Science</li> <li>• Sports &amp; Entertainment Marketing</li> <li>• Work-Based Learning</li> </ul>	<ul style="list-style-type: none"> <li>• Accounting</li> <li>• Air Force JROTC</li> <li>• Engineering &amp; Technology</li> <li>• Nutrition &amp; Food Science</li> <li>• Culinary Arts</li> <li>• Work-Based Learning</li> </ul>	<ul style="list-style-type: none"> <li>• A/V Technology &amp; Film</li> <li>• Business &amp; Technology</li> <li>• Engineering &amp; Technology</li> <li>• Entrepreneurship</li> <li>• Fashion Merchandising &amp; Retail Management</li> <li>• Navy JROTC</li> <li>• Nutrition &amp; Food Science</li> <li>• Programming</li> <li>• Sports &amp; Entertainment Marketing</li> <li>• Sports Medicine</li> <li>• Teaching As A Profession</li> <li>• Web &amp; Digital Design</li> <li>• Work-Based Learning</li> </ul>
Career & Technical Student Organizations			
FBLA FCCLA FFA HOSA SkillsUSA TSA VEX Robotics	DECA FBLA FCCLA TSA VEX Robotics	FBLA FCCLA TSA VEX Robotics	DECA FBLA HOSA TSA VEX Robotics
FY2019 CTAE Data			
CTAE Enrollment: <b>1,031</b> Pathway Completers: <b>348</b> CTAE Grad Rate: <b>100%</b> EOPA Pass Rate: <b>88%</b>	CTAE Enrollment: <b>725</b> Pathway Completers: <b>187</b> CTAE Grad Rate: <b>91.9%</b> EOPA Pass Rate: <b>61%</b>	CTAE Enrollment: <b>410</b> Pathway Completers: <b>126</b> CTAE Grad Rate: <b>88%</b> EOPA Pass Rate: <b>78%</b>	CTAE Enrollment: <b>987</b> Pathway Completers: <b>363</b> CTAE Grad Rate: <b>92%</b> EOPA Pass Rate: <b>75%</b>
Feeder Schools			
N/A	Lithonia MS	Redan MS	Stephenson MS
	<ul style="list-style-type: none"> <li>• Engineering &amp; Technology</li> <li>• Family &amp; Consumer Science</li> </ul> <b>CTAE Enrollment: 1,087</b>	<ul style="list-style-type: none"> <li>• Business &amp; Computer Science</li> <li>• Engineering &amp; Technology</li> <li>• Family &amp; Consumer Science</li> </ul> <b>CTAE Enrollment: 857</b>	<ul style="list-style-type: none"> <li>• Business &amp; Computer Science</li> <li>• Engineering &amp; Technology</li> <li>• Family &amp; Consumer Science</li> </ul> <b>CTAE Enrollment: 910</b>
Work-Based Learning Enrollment			
	Fall Semester	Spring Semester	
	<b>231</b>	<b>260</b>	

*"Our partnership with DeKalb County Schools CTAE helps students see the value within themselves. We are so proud of the accomplishments of the DCSD students in our program!"*

*Jeannine Schloss, VP Regional Operation  
NFTE, Network for Teaching Entrepreneurship*

REGION 4			
Clarkston HS			Stone Mountain HS
Career Pathways			
<ul style="list-style-type: none"> <li>• Air Force JROTC</li> <li>• Allied Health &amp; Medicine</li> <li>• Computer Science</li> <li>• Culinary Arts</li> <li>• Engineering &amp; Technology</li> <li>• Entrepreneurship</li> <li>• Nutrition &amp; Food Science</li> <li>• Teaching As A Profession</li> <li>• Work-Based Learning</li> </ul>			<ul style="list-style-type: none"> <li>• Early Childhood</li> <li>• Engineering &amp; Technology</li> <li>• Entrepreneurship</li> <li>• Navy JROTC</li> <li>• Programming</li> <li>• Work-Based Learning</li> </ul>
Career & Technical Student Organizations			
FBLA FCCLA HOSA TSA VEX Robotics			FBLA FCCLA TSA VEX Robotics
FY2019 CTAE Data			
CTAE Enrollment: <b>939</b> Pathway Completers: <b>280</b> CTAE Grad Rate: <b>93.4%</b> EOPA Pass Rate: <b>84%</b>			CTAE Enrollment: <b>589</b> Pathway Completers: <b>152</b> CTAE Grad Rate: <b>85.5%</b> EOPA Pass Rate: <b>40%</b>
Feeder Schools			
Freedom MS	Champion Theme MS		Stone Mountain MS
<ul style="list-style-type: none"> <li>• Business &amp; Computer Science</li> <li>• Engineering &amp; Technology</li> <li>• Family &amp; Consumer Science</li> </ul> <b>CTAE Enrollment: 1,307</b>	<ul style="list-style-type: none"> <li>• Engineering &amp; Technology</li> </ul> <b>CTAE Enrollment: 561</b>		<ul style="list-style-type: none"> <li>• Business &amp; Computer Science</li> <li>• Engineering &amp; Technology</li> </ul> <b>CTAE Enrollment: 759</b>
Work-Based Learning Enrollment			
	Fall Semester	Spring Semester	
	<b>39</b>	<b>50</b>	

*"We are partnered with hundreds of CTE/CTAE departments across the country, and I can say that the DeKalb County CTAE Department collaborates with business leaders and community stakeholders like none other. Kudos to the entire DCSD CTAE team!"*

*Alefiya Master, Founder  
MAD Learn*

REGION 5					
M.L.King, Jr. HS		Miller Grove HS		SW DeKalb HS	
Career Pathways					
<ul style="list-style-type: none"><li>• A/V Technology &amp; Film</li><li>• Engineering &amp; Technology</li><li>• Entrepreneurship</li><li>• Graphic Design</li><li>• Navy JROTC</li><li>• Nutrition and Food Science</li><li>• Sports &amp; Entertainment Marketing</li><li>• Web &amp; Digital Design</li><li>• Work-Based Learning</li></ul>		<ul style="list-style-type: none"><li>• A/V Technology &amp; Film</li><li>• Business &amp; Technology</li><li>• Culinary Arts</li><li>• Early Childhood</li><li>• Engineering &amp; Technology</li><li>• Entrepreneurship</li><li>• Sports &amp; Entertainment Marketing</li><li>• Work-Based Learning</li></ul>		<ul style="list-style-type: none"><li>• A/V Technology &amp; Film</li><li>• Business &amp; Technology</li><li>• Computer Science</li><li>• Engineering &amp; Technology</li><li>• Entrepreneurship</li><li>• Navy JROTC</li><li>• Patient Care</li><li>• Programming</li><li>• Work-Based Learning</li></ul>	
Career & Technical Student Organizations					
FBLA FCCLA SkillsUSA TSA VEX Robotics		DECA FBLA FCCLA SkillsUSA TSA VEX Robotics		FBLA FCCLA HOSA SkillsUSA TSA VEX Robotics	
FY2019 CTAE Data					
CTAE Enrollment: <b>860</b> Pathway Completers: <b>242</b> CTAE Grad Rate: <b>95.1%</b> EOPA Pass Rate: <b>61%</b>		CTAE Enrollment: <b>698</b> Pathway Completers: <b>217</b> CTAE Grad Rate: <b>94.8%</b> EOPA Pass Rate: <b>65%</b>		CTAE Enrollment: <b>737</b> Pathway Completers: <b>156</b> CTAE Grad Rate: <b>96.2%</b> EOPA Pass Rate: <b>78%</b>	
Feeder Schools					
Salem MS		Miller Grove MS		Chapel Hill MS	
<ul style="list-style-type: none"><li>• Business &amp; Computer Science</li></ul> <b>CTAE Enrollment: 432</b>		<ul style="list-style-type: none"><li>• Business &amp; Computer Science</li><li>• Engineering &amp; Technology</li><li>• Family &amp; Consumer Science</li></ul> <b>CTAE Enrollment: 999</b>		<ul style="list-style-type: none"><li>• Business &amp; Computer Science</li></ul> <b>CTAE Enrollment: 634</b>	
Work-Based Learning Enrollment					
	Fall Semester		Spring Semester		
	161		230		

*"I have been so impressed by the CTAE students in DeKalb. Their knowledge, passion and maturity are breathtaking!"*

*Debora Mastin, Coordinator of Academic Partnerships  
WellStar Health Systems*

REGION 6			
Columbia HS	Towers HS	DHST-South	Non-Cluster
Career Pathways			
<ul style="list-style-type: none"><li>• A/V Technology &amp; Film</li><li>• Culinary Arts</li><li>• Early Childhood</li><li>• Engineering &amp; Technology</li><li>• Fashion Merchandising &amp; Retail Management</li><li>• Entrepreneurship</li><li>• Navy JROTC</li><li>• Programming</li><li>• Teaching as a Profession</li><li>• Work-Based Learning</li></ul>	<ul style="list-style-type: none"><li>• Air Force JROTC</li><li>• A/V Technology &amp; Film</li><li>• Culinary Arts</li><li>• Engineering &amp; Technology</li><li>• Entrepreneurship</li><li>• Healthcare Science</li><li>• Work-Based Learning</li></ul>	<ul style="list-style-type: none"><li>• A/V Technology &amp; Film</li><li>• Auto Maintenance</li><li>• Barbering</li><li>• Cosmetology</li><li>• Cyber Security</li><li>• Law Enforcement</li><li>• Manufacturing</li><li>• Patient Care</li><li>• Teaching as a Profession</li><li>• Work-Based Learning</li></ul> <p>*All programs are cross enrolled</p>	Elizabeth Andrews
			<ul style="list-style-type: none"><li>• A/V Technology &amp; Film</li><li>• Digital Design</li><li>• Entrepreneurship</li><li>• Financial Services</li><li>• Marketing Principles</li><li>• Work-Based Learning</li></ul>
			DeKalb Alternative
			<ul style="list-style-type: none"><li>• A/V Technology &amp; Film</li><li>• Business Technology</li><li>• Graphic Arts</li></ul>
Career & Technical Student Organizations			
DECA FBLA FCCLA SkillsUSA TSA VEX Robotics	FBLA FCCLA SkillsUSA TSA VEX Robotics	FBLA HOSA SkillsUSA TSA VEX Robotic	DECA
FY2019 CTAE Data			
CTAE Enrollment: <b>662</b> Pathway Completers: <b>274</b> CTAE Grad Rate: <b>91.9%</b> EOPA Pass Rate: <b>65%</b>	CTAE Enrollment: <b>460</b> Pathway Completers: <b>138</b> CTAE Grad Rate: <b>99%</b> EOPA Pass Rate: <b>42%</b>	CTAE Enrollment: <b>359</b> Pathway Completers: <b>359</b> CTAE Grad Rate: <b>N/A</b> EOPA Pass Rate: <b>72%</b>  *Data reported at home school	CTAE Enrollment: <b>271</b>  Elizabeth Andrews: <b>72</b> DeKalb Alternative: <b>176</b> DECA: <b>23</b>
Columbia MS	Bethune MS	N/A	N/A
<ul style="list-style-type: none"><li>• Business &amp; Computer Science</li></ul>  <b>CTAE Enrollment: 773</b>	<ul style="list-style-type: none"><li>• Business &amp; Computer Science</li><li>• Engineering &amp; Technology</li></ul>  <b>CTAE Enrollment: 905</b>		
Work-Based Learning Enrollment			
	Fall Semester	Spring Semester	
	<b>63</b>	<b>74</b>	

*"DCSD students have gotten me excited about our youth and the possibilities that lie within each one of us.  
Thank you for representing our community so well!"*

*Keith Woods, Director of Logistics and Product Supply Systems  
The Coca-Cola Company*

REGION 7			
Cedar Grove HS		DeKalb School of the Arts	McNair HS
Career Pathways			
<ul style="list-style-type: none"> <li>• Allied Health &amp; Medicine</li> <li>• A/V Technology &amp; Film</li> <li>• Business &amp; Technology</li> <li>• Early Childhood</li> <li>• Entrepreneurship</li> <li>• Fashion Merchandising &amp; Retail Management</li> <li>• Navy JROTC</li> <li>• Web &amp; Digital Design</li> <li>• Work-Based Learning</li> </ul>		<ul style="list-style-type: none"> <li>• A/V Technology &amp; Film</li> <li>• Business &amp; Computer Science</li> </ul>	<ul style="list-style-type: none"> <li>• Air Force JROTC</li> <li>• A/V Technology &amp; Film</li> <li>• Culinary Arts</li> <li>• Engineering &amp; Technology</li> <li>• Entrepreneurship</li> <li>• Work-Based Learning</li> </ul>
Career & Technical Student Organizations			
DECA FBLA FCCLA HOSA SkillsUSA			FBLA HOSA SkillsUSA TSA VEX Robotics
FY2019 CTAE Data			
CTAE Enrollment: <b>620</b> Pathway Completers: <b>181</b> CTAE Grad Rate: <b>96.2%</b> EOPA Pass Rate: <b>90%</b>		CTAE Enrollment: <b>102</b> Pathway Completers: <b>22</b> CTAE Grad Rate: <b>100%</b> EOPA Pass Rate: <b>100%</b>	CTAE Enrollment: <b>600</b> Pathway Completers: <b>133</b> CTAE Grad Rate: <b>91.6%</b> EOPA Pass Rate: <b>57%</b>
Feeder Schools			
Cedar Grove MS		N/A	McNair MS
<ul style="list-style-type: none"> <li>• Business &amp; Computer Science</li> </ul> <b>CTAE Enrollment: 417</b>			<ul style="list-style-type: none"> <li>• Business &amp; Computer Science</li> <li>• Engineering &amp; Technology</li> <li>• Family &amp; Consumer Science</li> </ul> <b>CTAE Enrollment: 636</b>
Work-Based Learning Enrollment			
	Fall Semester	Spring Semester	
	<b>37</b>	<b>41</b>	

*"My child is excited about his school's FBLA chapter and consistently talks about their achievements. It is my personal belief that this is a great program which is preparing our students for the future."*

*Ms. Paula Sanchez, DCSD Parent  
Redan High School*

# Work-Based Learning & Youth Apprenticeship Program

Work-Based Learning and Youth Apprenticeship are educational programs that provide students with real-life work experiences where they can apply academic and technical skills and develop their employability." These programs are learning systems that prepare students for work by giving them a combination of classroom instruction and on-the-job training. In this education model, students obtain a set of well-defined occupational abilities by learning concepts in the classroom and applications in a work setting. DeKalb County provides this opportunity to students in every high school throughout the district. Students are also given the opportunity to earn both Georgia Work Ready\* and GeorgiaBEST\*\* Certifications.

2019-2020 Data					
High School	Student Salaries Earned	Fall Enrollment	Spring Enrollment	Work Ready Certification	GeorgiaBEST Certification
Arabia Mountain	\$215,577.00	71	70	70	70
Cedar Grove	\$36,065.00	24	27	20	24
Chamblee	\$42,252.00	17	17	0	10
Clarkston	\$43,091.00	14	28	32	38
Columbia	\$230,464.00	53	59	58	60
Cross Keys	\$132,668.00	38	42	40	40
Druid Hills	\$93,933.00	65	85	47	61
Dunwoody	\$134,499.00	74	96	0	0
Elizabeth Andrews	\$51,557.00	36	41	25	25
Lakeside	\$145,910.00	47	52	49	49
Lithonia	\$99,568.00	46	60	0	50
Martin Luther King Jr.	\$254,575.00	52	74	0	87
McNair	\$12,001.00	13	14	10	11
Miller Grove	\$131,485.00	61	63	49	10
Redan	\$182,425.00	46	44	0	45
Southwest DeKalb	\$221,712.00	48	73	0	0
Stephenson	\$110,854.00	71	86	0	0
Stone Mountain	\$75,697.00	25	22	42	35
Towers	\$149,517.00	10	15	13	0
Tucker	\$142,006.00	73	77	57	61
Warren Technical Ctr.	0	25	26	0	0
<b>TOTAL</b>	<b>\$2,348,820.00</b>	<b>909</b>	<b>1,071</b>	<b>502</b>	<b>676</b>



## 2019-2020 JROTC Unit Awards

### Air Force

Distinguished Unit Award (DUA)  
Lakeside High School  
McNair High School  
Tucker High School

### Army

Honor Unit w Distinction  
Chamblee High School  
Miller Grove High School

### Navy

Distinguished Unit Award  
Cedar Grove High School  
Southwest DeKalb High School

### Unit Achievement Award

Columbia High School  
Martin Luther King, Jr. High School

## Career and Technical Student Organizations Work for DeKalb's Youth

The development of positive personal qualities and leadership is a vital component in career success. In CTAE programs, this development is achieved through a variety of methods, which include Career and Technical Student Organizations (CTSOs). CTSOs are designed to enhance career technical and agricultural education programs at middle and high schools, provide career and leadership development through peer interactions, adult mentoring, and competitions based on knowledge and skills learned in the classroom

### Benefits of Membership:

- Career Exploration
- Community Service
- Leadership Conferences
- Networking
- Professional Development
- Scholarships
- Publications



**CTI Career and Technical Instruction**  
<https://georgiacti.org/> Fall Leadership Conference: 10



**DECA Distributive Education Club of America**  
<http://www.deca.org> Total members: 512 FLC: 21 Region: 99  
 State Conference: 75 National Conference: 35



**FBLA Future Business Leaders of America-Phi Beta Lambda**  
<http://fbla-pbl.org> Total members: 1,415 FLC: 161 Region: 560 State: 198  
 National Conference: 10



**FCCLA Family, Career, and Community Leaders of America, Inc.**  
<http://www.fcclainc.org> Total members – 5,653 FLC: 116 Regionals: 211  
 State: \*N/A National Conference: \*N/A



**FFA Future Farmers of America**  
<http://www.ffa.org> Total members: 83 Regionals: 63 State Conference: 37  
 National Conference: \*N/A



**HOSA Health Occupations Students of America**  
<http://www.hosa.org> Total Members: 487 FLC: 83 Regionals: 173  
 National Conference: 12



**SkillsUSA** <http://www.skillsusa.org>  
 Total members: 378 FLC: 82 Regionals: 110 State: 134



**TSA Technology Student Association**  
<https://tsaweb.org> Total Members: 8,209 CORE: 176 FLC: 412  
 State Conference: 619 National Conference: \*N/A



**FIRST Robotics** <http://www.usfirst.org/roboticsprograms/frc>  
 Elementary School Teams: 62 Middle School Teams: 18  
 Total Teams: 80 178 FLL Awards 2019-20 School Year



**VEX Robotics** <http://www.vexrobotics.com/>  
 Total HS Teams: 58 State Championship Teams: 19 World Qualifying Teams: 5  
 213 VEX Robotics Awards 2 State Champions 2 World Invites

\*Cancelled due to COVID 19



Career, Technical &  
Agricultural Education

### **DeKalb County School District Board of Education**

Mrs. Vickie B. Turner, Board Chair (District 5)  
Mr. Dijon DaCosta, Vice Chair (District 6)  
Mr. Marshall D. Orson, Board Member (District 2)  
Mrs. Deirdre P. Pierce, Board Member (District 3)  
Mrs. Allyson Gevertz, Board Member (District 4)  
Mrs. Anna Hill, Board Member (District 1)  
Dr. Joyce Morley, Board Member (District 7)

### **DeKalb County School District Superintendent**

Mrs. Cheryl Watson-Harris

### **Career Technical and Agricultural Education Staff**

Dr. Paul Camick, Director  
Mrs. Myra Stewart, Administrative Assistant  
Mrs. Novelette Crosby, Administrative Assistant  
Mrs. Jacqueline Neal, Youth Apprenticeship/Instructional Coordinator  
Ms. Marilynn Hollis, Instructional Coordinator  
Mr. Thomas McFerrin, Instructional Coordinator  
Mr. Eric Knapp, Instructional Coordinator

---

**DeKalb County School District**

*1701 Mountain Industrial Blvd  
Stone Mountain, GA 30083*